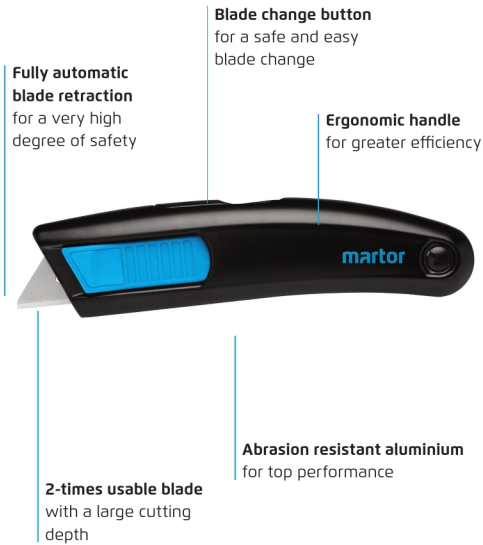
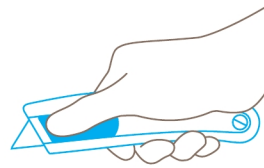


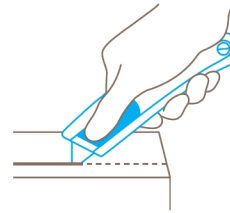
SECUPRO MEGASAFE



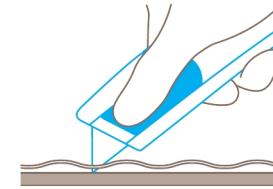
USAGE



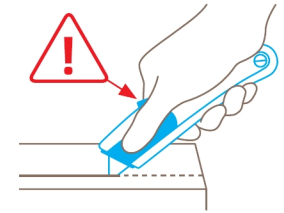
Use the slider to **engage the blade** for cutting.



It is best to leave your **thumb on the slider** whilst cutting.

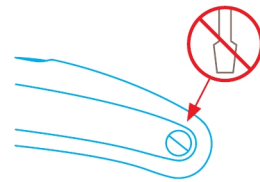


When cutting foil, be sure there is **enough counter-pressure** so that the blade does not retract by itself.

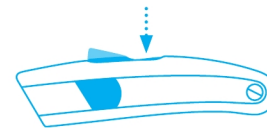


Do not cut when the blade-change facilitating rocking is open!

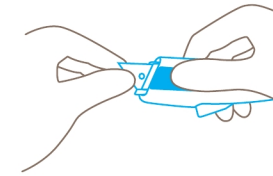
BLADE CHANGE



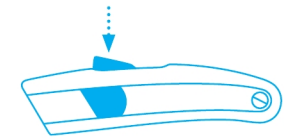
Do not unscrew the handle to change the blade!



Press the **rocking device downwards**.

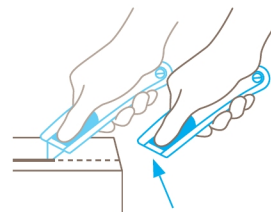


Move the slider fully forwards. Turn the handle so that the **transparent blade cover faces upwards**.



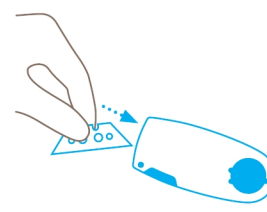
Now **rotate or change the blade** and carefully release hold of the slider. Close the rocking device.

PROTECTION OF USER

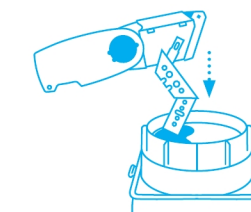


The blade automatically retracts into the handle the moment cutting ceases. Even when the slider is still **being held forwards**.

DISPOSAL



Your **SAFEBOX** is the best place to store **used blades**.



When the **SAFEBOX** is full, **empty all contents** into your **RECYCLING BOX**.

Please note: to ensure your product always functions flawlessly, regularly remove any build-up of cutting material.