

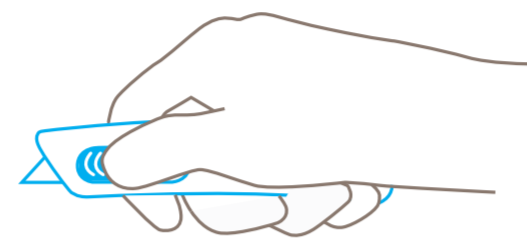
SAFETY POSTER INSTRUCTIONS FOR THE SAFE HANDLING OF YOUR CUTTING TOOL

martor

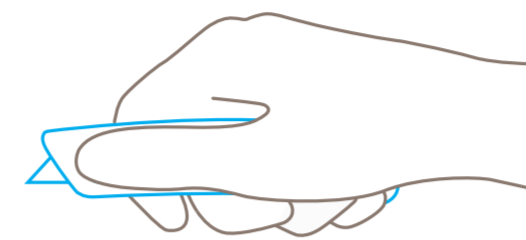
SECUNORM SMARTCUT MDP



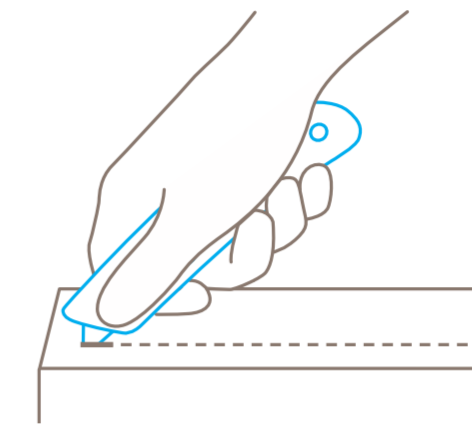
USAGE



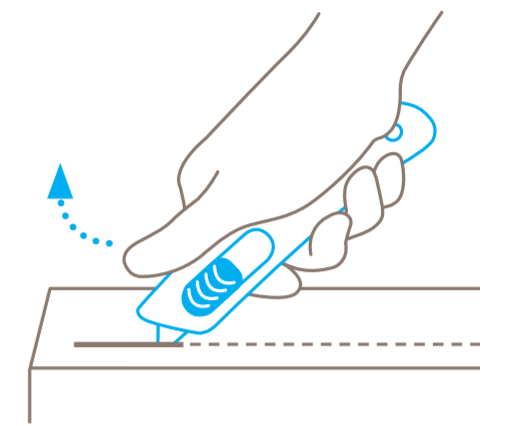
Position your **thumb** on the slider's grooved section.



Use the slider to **engage the blade** for cutting.

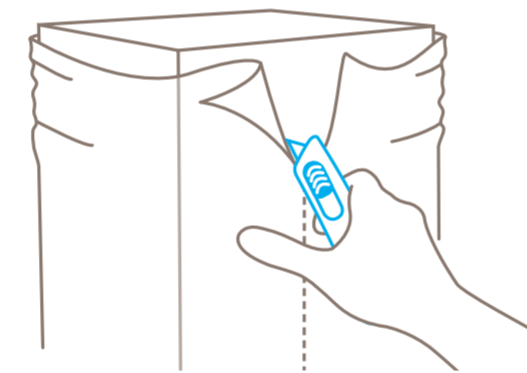


Pierce the material to be cut.

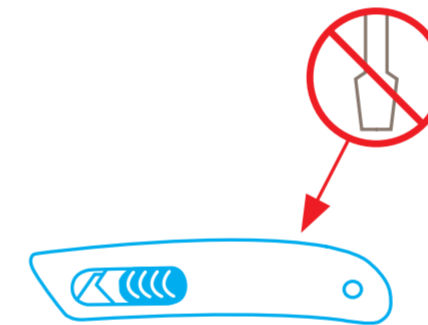


Always remove your **thumb from the slider** to ensure automatic blade retraction.

USAGE

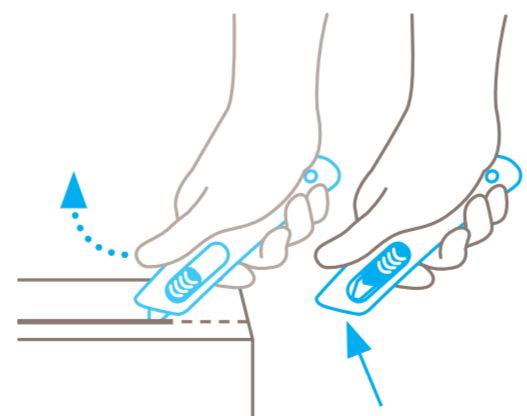


Apply **sufficient pressure** to prevent the blade from retracting too soon.



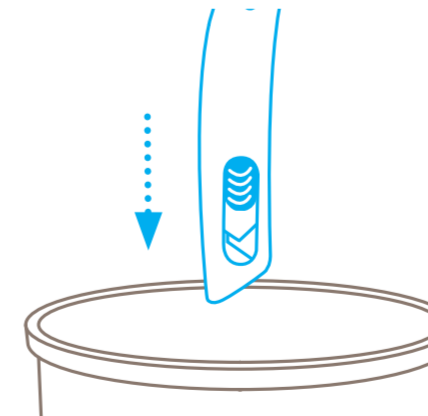
A **blade change is not possible** for the SECUNORM SMARTCUT MDP. Do not attempt to gain access to the inside of the knife. Risk of injury!

PROTECTION OF USER



Following cutting, the blade immediately retracts into the handle. Condition: you have **released hold of the slider**.

DISPOSAL



The SECUNORM SMARTCUT MDP is a throw-away cutter that can be safely disposed of **with your general waste**.

Please note: To ensure your product always functions flawlessly, regularly remove any impurities. For additional safety, we recommend wearing gloves.